

SA's Leading Past Year

Exam Paper Portal



You have Downloaded, yet Another Great Resource to assist you with your Studies 😊

Thank You for Supporting SA Exam Papers

Your Leading Past Year Exam Paper Resource Portal

Visit us @ www.saexampapers.co.za



**SA EXAM
PAPERS**
SA EXAM
PAPERS



LEARNER'S NAME:
LEERDER SE NAAM:

GRADE 12/
GRAAD 12

**NATIONAL
SENIOR CERTIFICATE/
NASIONALE
SENIORSERTIFIKAAT**

GRADE 12/GRAAD 12


JUNE/JUNIE 2024

**MATHEMATICS P2/WISKUNDE V2
SPECIAL ANSWER BOOK/SPEZIALE ANTWOORDEBOEK**

Marker/Merker			Moderator's Initial / Moderator se paraaf							
Question Vraag	Mark Punt	Initial Parafeer	Marks Punte	S M	Marks Punte	D M	Marks Punte	P M	Marks Punte	N M
1										
2										
3										
4										
5										
6										
7										
8										
9										
10										
TOTAL TOTAAL										

*SM = School Moderator *DM = District Moderator *PM = Provincial Moderator *NM = National Moderator
*SM = Skool Moderator *DM = Distrik Moderator *PM = Provinsiale Moderator *NM = Nasionale Moderator

This special answer book consists of 25 pages.
Hierdie spesiale antwoordeboek bestaan uit 25 bladsye.

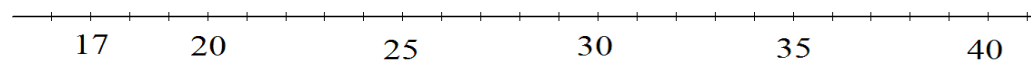


QUESTION 1/VRAAG 1

27	32	35	36	30	27	17	26	34	37	40
----	----	----	----	----	----	----	----	----	----	----

	<i>Solution/Oplissing</i>	<i>Marks/ Punte</i>
1.1		(2)
1.2		(1)
1.3		(3)
1.4		(3)



	<i>Solution/Oplissing</i>	<i>Marks/ Punte</i>
1.5		
		(3)
		[12]

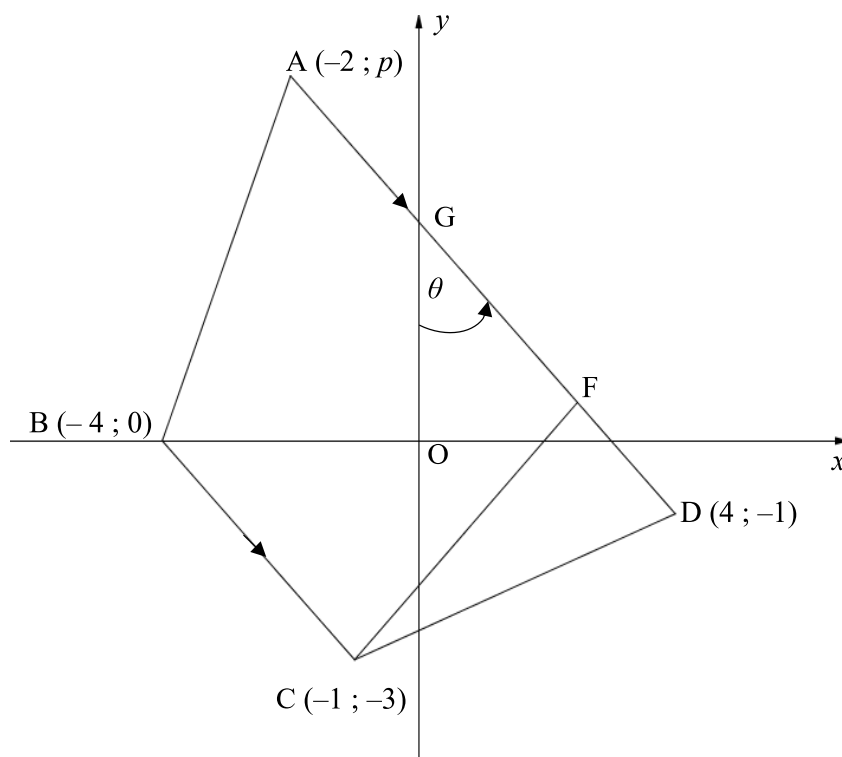


QUESTION 2/VRAAG 2

	Solution/Oplissing	Marks/ Punte																		
2.1	<table border="1"> <thead> <tr> <th>Percentage obtained / Persentasie behaal</th> <th>Frequency Frekwensie</th> <th>Cumulative frequency Kumulatiewe frekwensie</th> </tr> </thead> <tbody> <tr> <td>$0 \leq x < 20$</td> <td></td> <td>4</td> </tr> <tr> <td>$20 \leq x < 40$</td> <td></td> <td>18</td> </tr> <tr> <td>$40 \leq x < 60$</td> <td></td> <td>36</td> </tr> <tr> <td>$60 \leq x < 80$</td> <td></td> <td>50</td> </tr> <tr> <td>$80 \leq x < 100$</td> <td></td> <td>54</td> </tr> </tbody> </table>	Percentage obtained / Persentasie behaal	Frequency Frekwensie	Cumulative frequency Kumulatiewe frekwensie	$0 \leq x < 20$		4	$20 \leq x < 40$		18	$40 \leq x < 60$		36	$60 \leq x < 80$		50	$80 \leq x < 100$		54	
	Percentage obtained / Persentasie behaal	Frequency Frekwensie	Cumulative frequency Kumulatiewe frekwensie																	
	$0 \leq x < 20$		4																	
	$20 \leq x < 40$		18																	
	$40 \leq x < 60$		36																	
	$60 \leq x < 80$		50																	
$80 \leq x < 100$		54																		
		(2)																		
2.2		(1)																		
2.3		(1)																		
2.4																				
		(2)																		
2.5																				
		(2)																		
		[8]																		



QUESTION 3/VRAAG 3



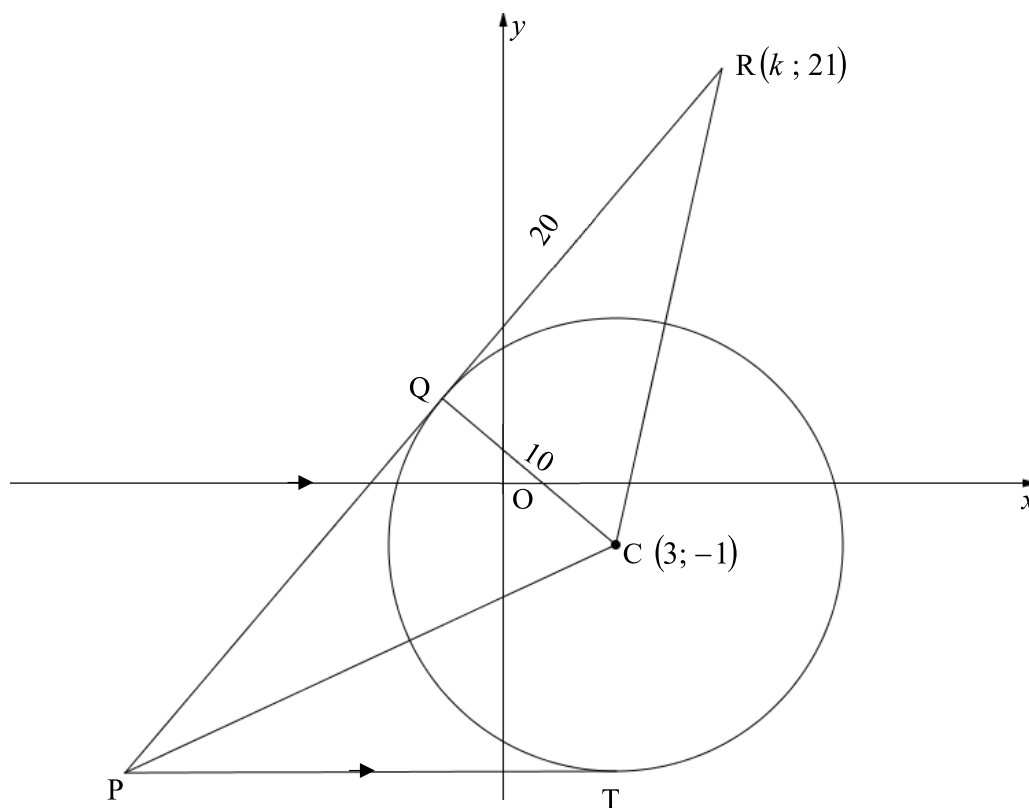
	Solution/Oplissing	Marks/Punte
3.1		(2)
3.2		(2)

	<i>Solution/Oplissing</i>	<i>Marks/ Punte</i>
3.3		(3)
3.4		(2)
3.5		(2)



	<i>Solution/Oplissing</i>	Marks/ Punte
3.6		
3.7		
		[18]

QUESTION 4/VRAAG 4



	Solution/Oplossing	Marks/Punte
4.1		(1)
4.2		(2)

	Solution/Oplossing	Marks/ Punte
4.3		(4)
4.4		(2)
4.5		(2)
4.6.1		(2)



	Solution/Oplissing	Marks/ Punte
4.6.2		(2)
4.6.3		(3)
4.7.1		(1)
4.7.2		(1)
4.7.3		(3)
		[23]



QUESTION 5/VRAAG 5

	<i>Solution/Oplossing</i>	<i>Marks/ Punte</i>
5.1.1		(2)
5.1.2		(4)
5.1.3		(3)



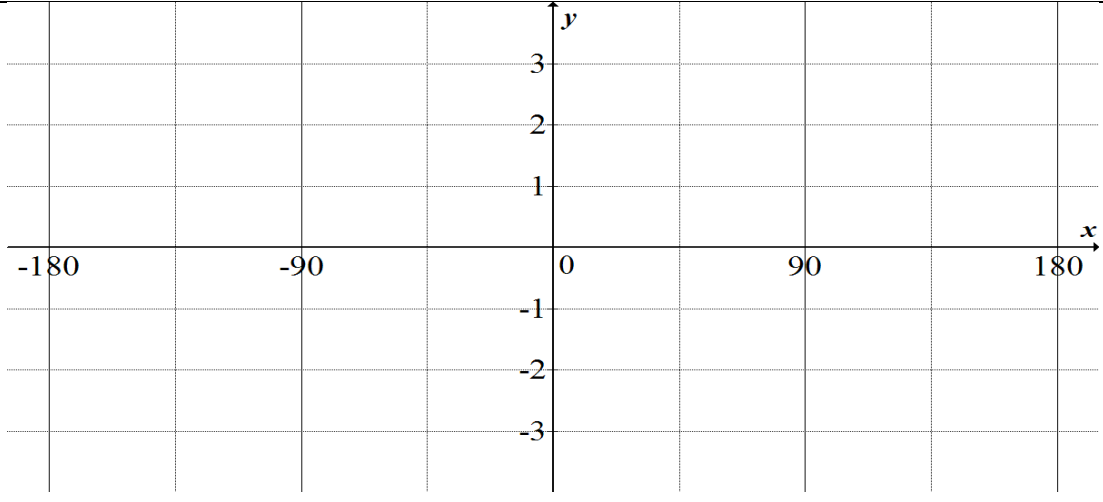
	Solution/Oplissing	Marks/ Punte
5.2.1		(6)
5.2.2		(1)
5.3		(5)



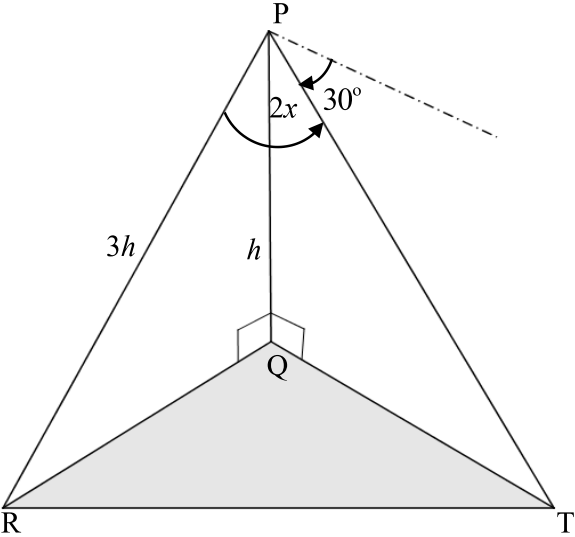
	Solution/Oplissing	Marks/ Punte
5.4.1		(5)
5.4.2		(3)
	[29]	



QUESTION 6/VRAAG 6

	Solution/Oplissing	Marks/ Punte
6.1		
		(6)
6.2.1		(1)
6.2.2		(2)
6.2.3		(2)
6.2.4		(1)
		[12]

QUESTION 7/VRAAG 7

	Solution/Oplissing	Marks/ Punte
		
7.1		(1)
7.2		(3)

	Solution/Oplissing	Marks/ Punte
7.3		
	(5)	
	[9]	



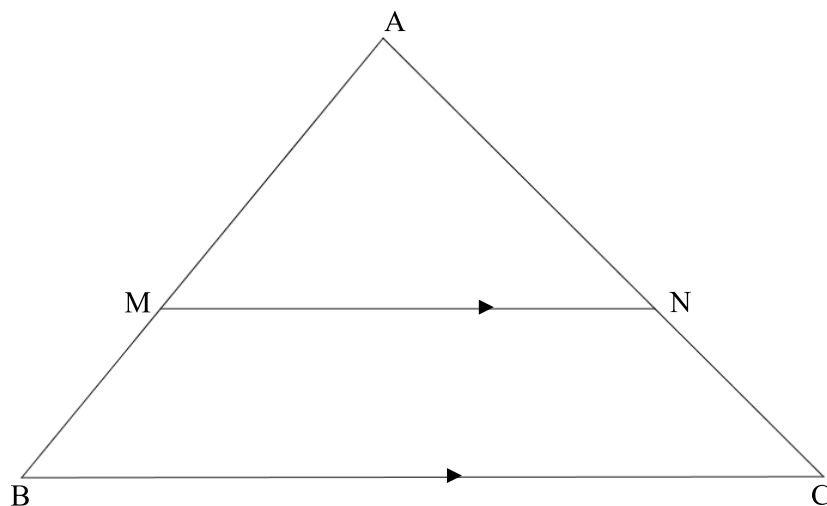
QUESTION 8/VRAAG 8

	Solution/Oplissing	Marks/Punte
8.1.1		(2)
8.1.2		(2)
8.1.3		(3)

	Solution/Oplissing	Marks/ Punte
8.1.4		(3)
8.1.5		(2)
8.1.6		(3)
8.2		(2)
		[17]



QUESTION 9/VRAAG 9



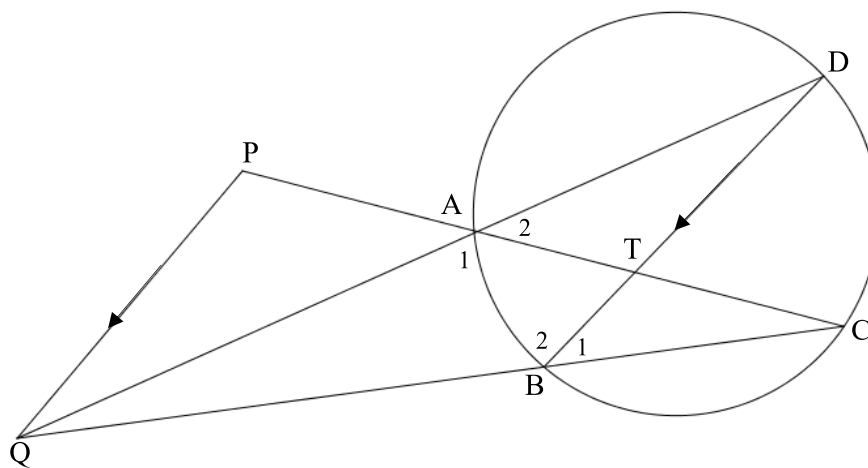
	Solution/Oplissing	Marks/ Punte
9.1		(5)

	Solution/Oplissing	Marks/ Punte
	<p>The diagram shows a triangle PQR. A line segment FE is drawn on the base PR, where F is on PR and E is on PQ. A line segment GE is drawn from G on PR to E on PQ. Arrows on FE and GE indicate they are parallel. The length of PF is 10, and the length of GR is 49.</p>	
9.2.1	<p>Blank area for the solution.</p>	(4)

	Solution/Oplissing	Marks/ Punte
9.2.2		
	(3)	
	[12]	



QUESTION 10/VRAAG 10



	Solution/Oplissing	Marks/ Punte
10.1		(3)

	Solution/Oplissing	Marks/ Punte
10.2		
		(4)
10.3		
		(3)
	[10]	

TOTAL/TOTAAL: 150

Additional Space/Addisionele ruimte

