

SA's Leading Past Year

Exam Paper Portal



You have Downloaded, yet Another Great Resource to assist you with your Studies 😊

Thank You for Supporting SA Exam Papers

Your Leading Past Year Exam Paper Resource Portal

Visit us @ www.saexampapers.co.za





LIMPOPO
PROVINCIAL GOVERNMENT
REPUBLIC OF SOUTH AFRICA

DEPARTMENT OF EDUCATION

CAPRICORN SOUTH DISTRICT

**NATIONAL SENIOR
CERTIFICATE**

GRADE 12

**ECONOMICS 2024
PRE MID YEAR EXAMINATION
PAPER 1**

MACROECONOMICS

DATE: 06 MAY 2024

MARKS: 150

TIME: 2 hours

This question paper consists of 13 pages including cover



**SA EXAM
PAPERS**

INSTRUCTIONS AND INFORMATION

1. Answer FOUR questions as follows in the ANSWER BOOK:

SECTION A: COMPULSORY
SECTION B: Answer any TWO of the three questions
SECTION C: Answer ONE of the two questions.
2. Answer only the required number of questions. Answers in excess of the required number will NOT be marked.
3. Number the answers correctly according to the numbering system used in this question paper.
4. Write the question number above each answer.
5. Read the questions carefully.
6. Start EACH question on a NEW page.
7. Leave 2–3 lines between subsections of questions.
8. Answer the questions in full sentences and ensure that the format, content and context of your responses comply with the cognitive requirements of the questions.
9. Use only black or blue ink.
10. You may use a non-programmable pocket calculator.
11. Write neatly and legibly.

SECTION A (COMPULSORY)**30 MARKS – 20 MINUTES****QUESTION 1**

1.1 Various options are provided as possible answers to the following questions.

Choose the answer and write only the letter (A–D) next to the question numbers (1.1.1 to 1.1.8) in the ANSWER BOOK, for example 1.1.9 D.

1.1.1 Comparative cost advantage shows that the world output can increase if countries ... in what they do best.

- A impose tariffs
- B limit the use of technology
- C specialise
- D protect workers

1.1.2 Aggregate supply can be stimulated through a government policy of ...

- A. lowering the productivity of the factors of production.
- B. reducing production factors.
- C. limiting the efficiency of inputs.
- D. improving the efficiency of markets.

1.1.3 The South African National Defence Force services is provided by the ... government.

- A central
- B district
- C local
- D provincial

1.1.4 When the value of intermediate products is irregularly added to final products ... occurs.

- A accounting record
- B double counting
- C national income
- D national accounts

1.1.5 An addition to the country's stock of capital or capital goods is called ...

- A. gross domestic product.
- B. invention.
- C. gross capital formation.
- D. innovation.

1.1.6 An indication of long-term growth in the economy is referred to as a(n) ...

- A. trendline.
- B. amplitude.
- C. extrapolation.
- D. trough.

1.1.7 A tax is proportional when ...

- A. a general tax is levied in each unit of the product.
- B. the average tax rate is the same for all taxpayers.
- C. people with higher income pay a larger percentage of their income in tax than people with lower incomes.
- D. it takes a larger percentage of the income of low-income earners than those with higher income.

1.1.8 A decrease in the value of the currency due to market forces is known as ...

- A. revaluation.
- B. devaluation.
- C. appreciation.
- D. depreciation.

(8 x 2) (16)

1.2 Choose a description from COLUMN B that matches an item in COLUMN A.

Write only the letter (A–I) next to the question numbers (1.2.1 to 1.2.8) in the ANSWER BOOK for example 1.2.9 J.

COLUMN A	COLUMN B
1.2.1 Real figures	A an incentive given to manufacturers to reduce the cost of production
1.2.2 Cash reserve requirement	B where resources cannot be reallocated to make one individual better off without making at least one individual worse off
1.2.3 Subsidies	C shows the way that goods and services are produced and consumed in the economy
1.2.4 Social grants	D SARB consultation with commercial banks to act in a desirable manner according to prevailing economic conditions
1.2.5 Pareto efficiency	E a form of credit that the IMF can use for a consistent disequilibrium
1.2.6 Real flow	F an example of transfer payments
1.2.7 Trade balance	G also known as the national product at constant prices
1.2.8 Special Drawing Right	H value of exports minus imports
	I the minimum amount of money that the South African Reserve Bank requires banks to maintain in order to manipulate money creation activities

(8 x 1)

(8)

1.3 Give ONE term for each of the following descriptions. Write only the term next to the question numbers (1.3.1 to 1.3.6) in the ANSWER BOOK.

Abbreviations, acronyms and examples will NOT be accepted.

1.3.1 A sector that includes wholesale, transport, real estate and communication

1.3.2 Consumption that is independent of the level and changes of income

1.3.3 Cycles that are caused by changes in activity in the building and construction industry

1.3.4 A curve that explains the relationship between tax rates and tax revenue

1.3.5 A summary of the value of different leading indicators into a single value

1.3.6 The exchange of goods or services across international borders

(6 x 1) (6)

TOTAL SECTION A: 30

SECTION B

Answer any TWO of the three questions in this section in the ANSWER BOOK.

QUESTION 2: MACROECONOMICS**40 MARKS – 30 MINUTES**

2.1 Answer the following questions.

2.1.1 Name TWO kinds of securities found in the money market. (2 x 1) (2)

2.1.2 Why does the government give transfer payments to communities? (1 x 2) (2)

2.2 Study the extract below and answer the questions that follow.

KEYNESIAN ECONOMICS

The concept of the multiplier process became important in the 1930s when John Maynard Keynes suggested it as a tool to help governments in decision-making. This demand-management approach was designed to help growth and to measure the amount needed to reach high levels of national income.

Analysts believe that an increase in government spending has a multiplier effect on the economy, while uplifting living standards for the poor.

[Adapted from www.tutor2u.net. Accessed on 10 November 2021.]

2.2.1 Identify an example of an injection above. (1)


2.2.2 Name a factor that influences the size of the multiplier. (1)

2.2.3 Briefly describe the term *multiplier*. (2)

2.2.4 Explain the use of the multiplier by the government. (2)

2.2.5 What is the negative effect of a low savings rate on economic growth? (4)

2.3 Study the information below and answer the questions that follow.



WE CAN'T GET TO **ALL** OF THE PROBLEMS FACING THE COUNTRY, BUT WE **WILL** BE TAKING ON PARTS VERY SOON!

RECESSION

South Africa, the continent's most industrialised economy, was already in a technical recession when the coronavirus pandemic hit in March 2020. There were job losses, a credit crunch, increase in food and fuel prices and consumer confidence in the economy started to decline.

[Adapted from https://www.gov.za/sites/default/files/gcis_document/202010/south-african-economic-reconstruction-and-recovery-plan.pdf. Accessed on 20 October 2021.]

- 2.3.1 Identify the socio-economic challenge that increased when the economy went into a slump. (1)
- 2.3.2 Name the lower turning point of a business cycle. (1)
- 2.3.3 Briefly describe the term *economic recession*. (2)
- 2.3.4 Explain the relationship between GDP and business cycles. (2)
- 2.3.5 Why does inflation tend to fall during recessions? (4)
- 2.4 Differentiate between the *expenditure method* and the *income method* to determine Gross Domestic Product (GDP). (8)
- 2.5 How can the monetary policy contribute to economic growth? (8)

[40]

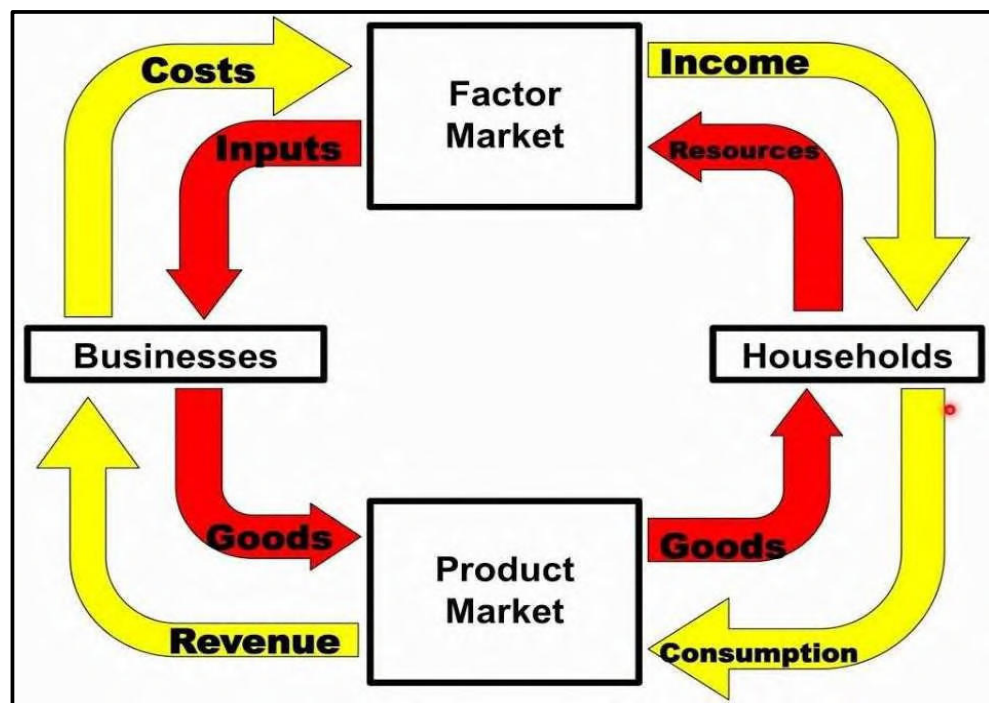
QUESTION 3: MACROECONOMICS

40 MARKS – 30 MINUTES

3.1 Answer the following questions.

- 3.1.1 Name TWO flows in an open circular flow economy. (2 x 1) (2)
- 3.1.2 Why is it not possible to exclude individuals from using public goods? (2)

3.2 Study the information below and answer the questions that follow.



[Source: <http://www.amazon.com>]

- 3.2.1 Identify the participant that owns the factors of production. (1)
- 3.2.2 Name ONE public good provided by the state. (1)
- 3.2.3 Briefly describe the term *factor market*. (2)
- 3.2.4 What is the effect on national income if injections are less than withdrawals? (2)
- 3.2.5 Explain the impact of a decrease in taxes on the level of production. (4)

3.3 Study the information below and answer the questions that follow.



[Adapted from google images]

- 3.3.1 Identify a macroeconomic objective of the public sector in the cartoon. (1)
- 3.3.2 Which fiscal policy instrument is the main source of government income? (1)
- 3.3.3 Briefly describe the term *economic growth*. (2)
- 3.3.4 Explain how the public sector failure can lead to social instability. (2)
- 3.3.5 Why is South Africa likely to fail in achieving its economic goals? (4)
- 3.4 Briefly discuss the role of firms in the circular flow. (8)
- 3.5 Evaluate the impact of reducing the repurchase rate (repo rate) on the economy. (8)

[40]

QUESTION 4: MACROECONOMICS AND ECONOMIC PURSUITS**40 MARKS – 30 MINUTES**

4.1 Answer the following questions.

4.1.1 Name TWO types of markets that form part of the financial system. (2)

4.1.2 Why is it important to use moving averages to forecast business cycles? (2)

4.2 Study the table below and answer the questions that follow.

NATIONAL ACCOUNT AGGREGATES SOUTH AFRICA GROSS DOMESTIC PRODUCT	
	R millions
Primary sector	324 365
Secondary sector	556 708
Tertiary sector	1 789 431
Gross value added at basic prices	A
Gross domestic product at market prices	2 964 261

[Source: SARB Quarterly Bulletin]

4.2.1 Give an example of taxes on products. (1)

4.2.2 Name the alternative term used for gross value added in national accounts. (1)

4.2.3 Briefly describe the term *secondary sector*. (2)

4.2.4 How are basic prices converted to market prices? (2)

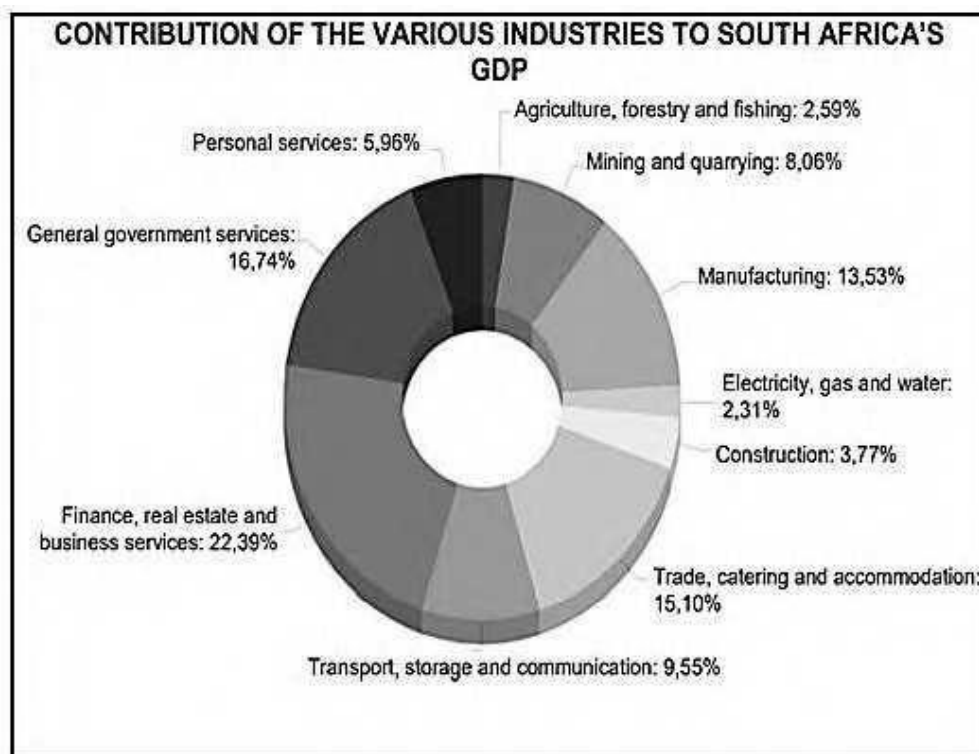
4.2.5 Calculate the value of **A**. Show ALL calculations. (4)

12

ECONOMICS P1

(CAPRICORN SOUTH MAY 2024)

4.3 Study the information below and answer the questions that follow.



[Adapted from <https://southafricanmi.com/south-africas-gdp.html/>. Accessed on 21 August 2021.]

- 4.3.1 Identify the industry in the secondary sector which contributed the most towards economic growth in the diagram above. (1)
- 4.3.2 Give ONE example of an industry in the primary sector. (1)
- 4.3.3 Briefly describe the term *Gross Domestic Product*. (2)
- 4.3.4 How does compensation of employees affect labour productivity? (2)
- 4.3.5 Why is the multiplier effect on manufacturing important in the economy? (4)
- 4.4 Draw a correctly labelled diagram of a business cycle, clearly indicating trend line, length, the amplitude and the trough. (8)
- 4.5 With reference to the Phillips curve, analyse the relationship between inflation and unemployment. (8)

[40]**TOTAL SECTION B: 80**

SECTION C

Answer any ONE question of the TWO questions in the ANSWER BOOK.

Your answer will be assessed as follows:

STRUCTURE OF ESSAY	MARK ALLOCATION
Introduction The introduction is a lower-order response. <ul style="list-style-type: none"> • A good starting point would be to define the main concept related to the question topic. • Do NOT include any part of the question in the introduction. • Do NOT repeat any part of the introduction in the body. • Avoid mentioning in the introduction what you are going to discuss in the body. 	Max. 2
Body Main part: Discuss in detail/In-depth discussion/Examine/Critically discuss/Analyse/Compare/ Evaluate/Distinguish/Differentiate/ Explain/Draw a graph and explain/Use the graph given and explain/ Complete the given graph/Assess/Debate A maximum of 8 marks may be allocated for headings/examples. Additional part: Critically discuss/Evaluate/Critically evaluate/ Debate/Deduce/Compare/Distinguish/Interpret/How?/Suggest A maximum of 2 marks may be allocated for mere listing of facts.	Max. 26 Max. 10
Conclusion Any higher-order conclusion should include: <ul style="list-style-type: none"> • A brief summary of what has been discussed without repeating facts already mentioned • Any opinion or valued judgement on the facts discussed • Additional support information to strengthen the discussion/ analysis • A contradictory viewpoint with motivation, if required • Recommendations 	Max. 2
TOTAL	40

QUESTION 5: MACROECONOMICS**40 MARKS – 40 MINUTES**

- Discuss in detail the reasons for international trade. (26 marks)
- How can a weaker rand impact on South Africa's trade with other countries? (10 marks) **[40]**

QUESTION 6: ECONOMIC PURSUITS**40 MARKS – 40 MINUTES**

- Discuss in detail the main objectives of the public sector in the economy. (26 marks)
- How effective is the South African government in achieving full employment? (10 marks) **[40]**

TOTAL SECTION C: 40**GRAND TOTAL: 150**