

SA's Leading Past Year

Exam Paper Portal

STUDY

You have Downloaded, yet Another Great Resource to assist you with your Studies 😊

Thank You for Supporting SA Exam Papers

Your Leading Past Year Exam Paper Resource Portal

Visit us @ www.saexampapers.co.za



SA EXAM
PAPERS



basic education

Department:
Basic Education
REPUBLIC OF SOUTH AFRICA

**NATIONAL
SENIOR CERTIFICATE**

GRADE 12

MATHEMATICAL LITERACY P2

ADDENDUM

NOVEMBER 2016


This addendum consists of 5 pages with 4 annexures.

ANNEXURE A

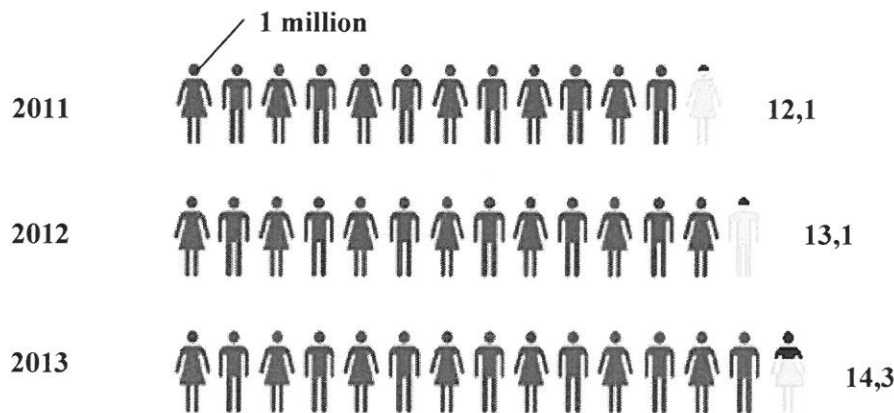
QUESTION 2.1

GRAPHICAL REPRESENTATION OF TOURIST SPENDING IN SOUTH AFRICA IN 2013

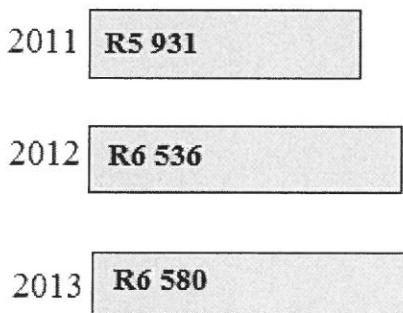
AMOUNT SPENT BY TOURISTS: 2013



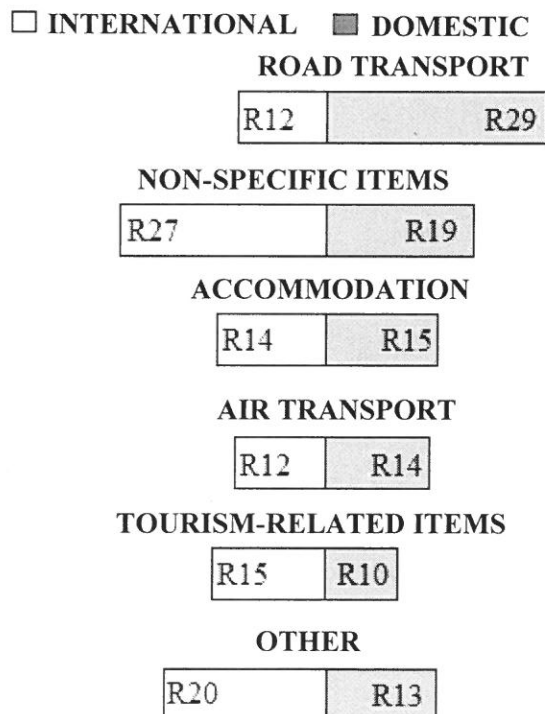
NUMBER OF INTERNATIONAL TOURISTS (2011–2013)



AVERAGE SPENDING PER INTERNATIONAL TOURIST (2011–2013)



TOURIST SPENDING PER R100 FOR DIFFERENT ITEMS



[Source: Tourism Satellite Account for SA, <http://www.statssa.gov.za>]

ANNEXURE B**QUESTION 2.2**

| Johannesburg to East London = 992 km | | |
|---|----------------|------------------|
| RAILWAY STATION | ARRIVAL | DEPARTURE |
| Johannesburg to ... | | 17:30 day 1 |
| Germiston | 17:53 day 1 | 17:58 day 1 |
| Vereeniging | 19:00 day 1 | 19:20 day 1 |
| Sasolburg | 19:43 day 1 | 19:48 day 1 |
| Koppies | 20:34 day 1 | 20:36 day 1 |
| Kroonstad | 21:42 day 1 | 21:50 day 1 |
| Hennenman | 22:26 day 1 | 22:28 day 1 |
| Virginia | 22:44 day 1 | 22:46 day 1 |
| Theunissen | 23:14 day 1 | 23:16 day 1 |
| Bloemfontein | 00:32 day 2 | 00:55 day 2 |
| Springfontein | 03:49 day 2 | 04:15 day 2 |
| Bethulie | 05:00 day 2 | 05:03 day 2 |
| Burgersdorp | 06:17 day 2 | 06:34 day 2 |
| Molteno | 07:25 day 2 | 07:28 day 2 |
| Queenstown | 08:58 day 2 | 09:12 day 2 |
| Stutterheim | 11:43 day 2 | 11:46 day 2 |
| Berlin | 12:39 day 2 | 12:42 day 2 |
| East London | 13:24 day 2 | |

| ADULT SINGLE FARE | | | | |
|--------------------------|----------------|-----------------|--------------|--------------|
| MONTH | JANUARY | FEBRUARY | MARCH | APRIL |
| FARES | R560 | R490 | R490 | R490 |

NOTE:

- Peak season: November to January
- Children aged 3 to 9 years:
 - 50% of adult fare during off-peak season
 - 80% of adult fare during peak season
- South African senior citizens (55+ years) qualify for 25% discount.

[Adapted from www.southafricanrailways.co.za]

ANNEXURE C

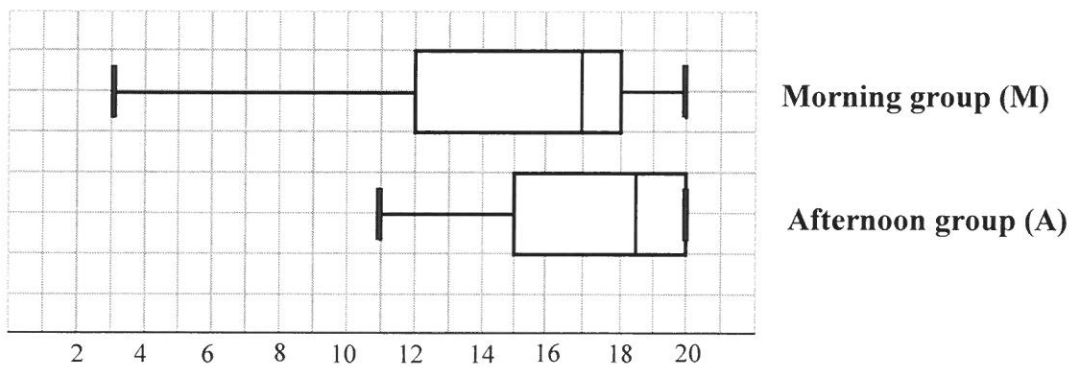
QUESTION 3.2

**RECORDS OF ATTENDANCE FOR THREE GROUPS
OVER A PERIOD OF 18 DAYS (D1–D18)**

| Morning Group (M) | | | | | | | | | | | | | | | | | |
|----------------------------|----|----|----|----|----|----|----|----|-----|-----|-----|-----|-----|-----|-----|-----|-----|
| D1 | D2 | D3 | D4 | D5 | D6 | D7 | D8 | D9 | D10 | D11 | D12 | D13 | D14 | D15 | D16 | D17 | D18 |
| 20 | 18 | 9 | 10 | 12 | 3 | 15 | 15 | 14 | 8 | 18 | x | 19 | 20 | 17 | x | 20 | 18 |
| Afternoon Group (A) | | | | | | | | | | | | | | | | | |
| D1 | D2 | D3 | D4 | D5 | D6 | D7 | D8 | D9 | D10 | D11 | D12 | D13 | D14 | D15 | D16 | D17 | D18 |
| 14 | 12 | 20 | 20 | 16 | 15 | 19 | 20 | 18 | 20 | 19 | 15 | 20 | 11 | 18 | 12 | 20 | 19 |
| Evening Group (E) | | | | | | | | | | | | | | | | | |
| D1 | D2 | D3 | D4 | D5 | D6 | D7 | D8 | D9 | D10 | D11 | D12 | D13 | D14 | D15 | D16 | D17 | D18 |
| 8 | 7 | 8 | 6 | 8 | 6 | 7 | 8 | 8 | 6 | 6 | 7 | 8 | 8 | 8 | 8 | 7 | 8 |

[Source: www.emorycommunityswimming.com]

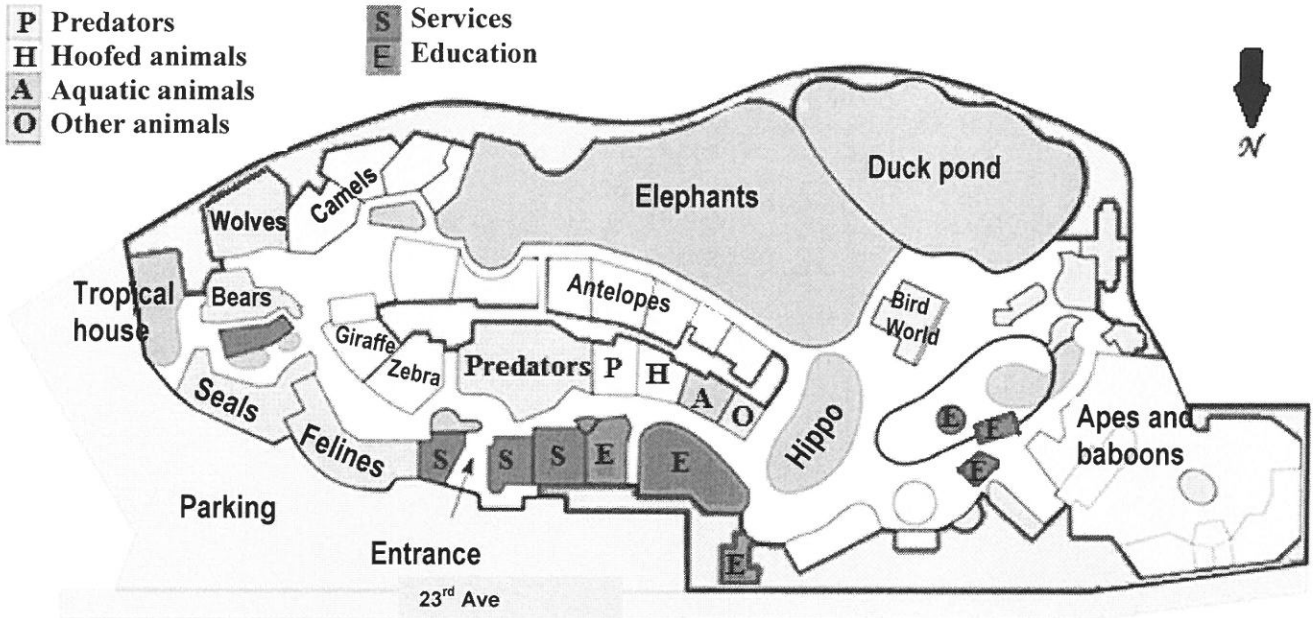
**BOX AND WHISKER PLOTS REPRESENTING ATTENDANCE FOR
MORNING AND AFTERNOON GROUPS OVER A PERIOD OF 18 DAYS**



ANNEXURE D

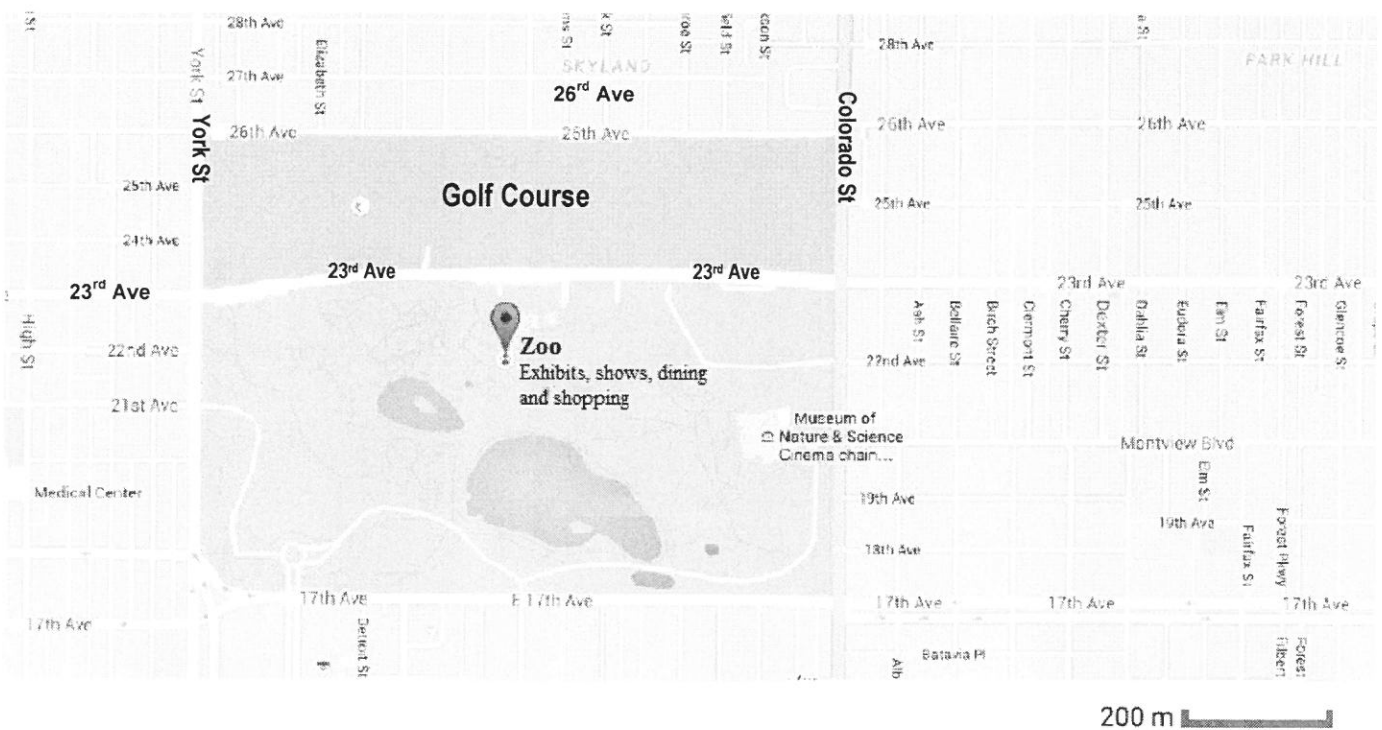
QUESTION 4.2

LAYOUT PLAN OF THE ZOO



[Source: Wikipedia/Denver Zoo]

MAP OF THE SURROUNDING AREA OF THE ZOO



[Adapted from Google Maps/Denver Zoo]